

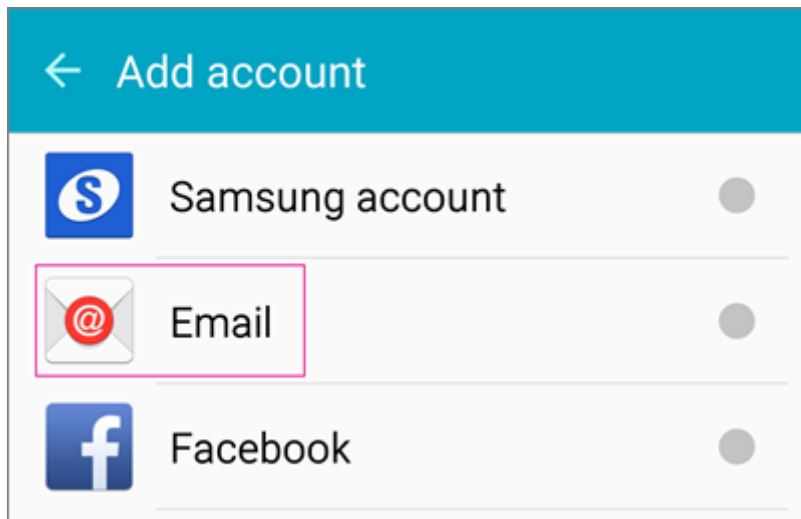
Setup Exchange and Office 365 for Android

Version 1.0

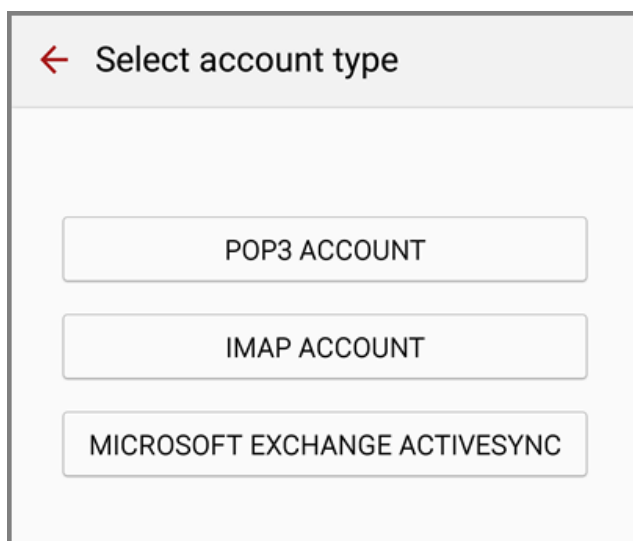
This tutorial will guide you through configuring Office 365 on Android devices. **Note:** Users with the Simple Email package cannot use the Outlook app as it is IMAP only.

Using the default Mail app

1. From the Applications menu, select Email. This application may be named Mail on some versions of Android.



2. Type your full email address, for example test@example.com, and your password, and then select Manual.
3. Depending on the type of account you're setting up, select IMAP or POP (Simple Email packages can only select POP)



Incoming Mail Server

Email Address: Type your email address, for example test@example.com


User Name: Type your email address, for example test@example.com

Password: Your email password

Server Name: outlook.office365.com

Security Type: SSL

Port: 995

 Incoming server settings

Email address

test@example.com

User name

test@example.com

Password

.....

☐ Show password

POP3 server

outlook.office365.com

Security type

Port

993

Delete email from server

..

NEXT >

Outgoing Mail Server

Server Name: outlook.office365.com


Security Type: SSL

Port: 995

Require sign-in: On

Email Address: Type your email address, for example test@example.com

Password: Your email password


Outgoing server settings

SMTP server

outlook.office365.com

Security type

SSL

Port

587

☒ Require sign-in

User name

test@example.com

Password

.....

☐ Show password


NEXT >

4. In Account name type a name for this account and the name you want displayed when you send e-mail to others.
5. Tap Done.

Using the Outlook App

Simple Email users cannot use the Outlook app as it is IMAP only, you will need to use the default Mail app.

1. Open the app, then tap More > Settings > Add Account.
2. Tap IMAP





3. Type your full email address, for example test@example.com, type your password, and then tap Next.

Note: If you get a time-out message, your email address or password might be incorrect.